


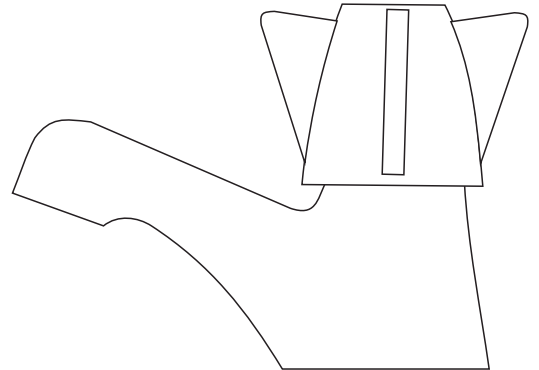


FORENO.

ESPREE Trade Basin Taps Chrome ET200



9 421027 594746



Congratulations on your purchase of this high quality product from Foreno Tapware.
Please read the following before installation and retain (along with your receipt) for future reference.

TECHNICAL SPECIFICATIONS

Suitable for All Pressures

Minimum Pressure = 17kPa

Maximum operating Pressure = 500kPa

Maximum operating Temperature = 65 deg. Celsius

For domestic use only.

CONFIGURATION

Mains Pressure systems Insert the valve from the mains pressure pack (1)

Unequal Low Systems Install as supplied.

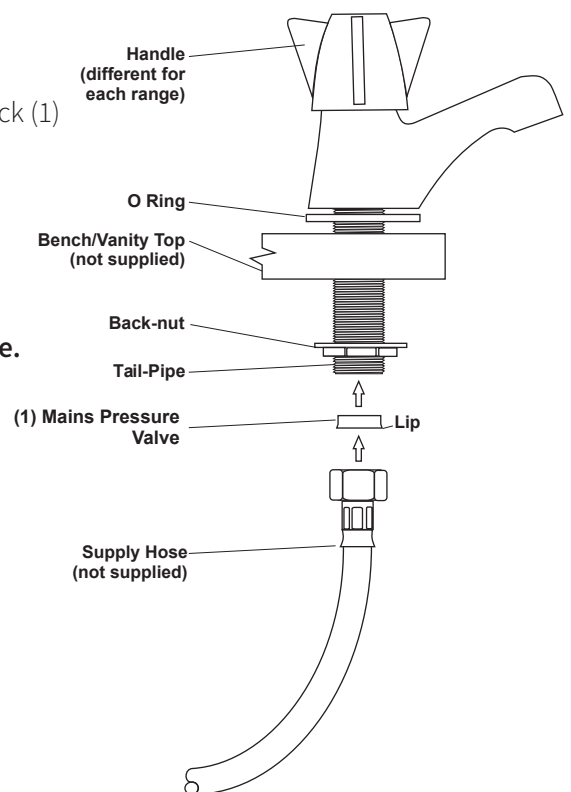
Equal Low systems Install as supplied.

INSTALLATION

For pressures exceeding 500kPa install a pressure reducing valve.

Failure to do so may void the warranty.

- Drill a minimum 25mm hole within the vanity top.
- Remove back-nut and basin spacer.
- Mount tap with o-ring in base groove.
- Fit basin back-nut and tighten fully.
- Connect to plumbing.
- Turn on water supply. Check for leaks.



ATTACH PROOF OF PURCHASE HERE

WARRANTY

Please refer to our website for warranty information: www.foreno.co.nz/warranty

In the unlikely event that this product fails during its warranty period, phone our Customer Service team immediately on 0508 FORENO (0508 367 366) – as unauthorised removal of the product may void the warranty.

CARE AND MAINTENANCE

SHOULD NOT BE CLEANED WITH ASTRINGENT, ABRASIVE OR CITRIC CLEANERS.

A soft, damp cloth is recommended for cleaning. Mild soap solutions can also be used on occasion.

PROUD PARTNER AND SUPPORTER OF MASTER PLUMBERS, GASFITTERS AND DRAINLAYERS



Master Plumbers
Representing Excellence



Master Gasfitters
Representing Excellence



Master Drainlayers
Representing Excellence